

# Disaster Risk and Resilience

## How to measure?

Toshio Koike  
Director, ICHARM  
Professor, The University of Tokyo





# **The 3rd UN World Conference on Disaster Risk Reduction**

Leaders of 25 countries, Delegations of 187 countries, 16,000 participants

## **Sendai Framework for Disaster Risk Reduction 2015-2030**

### **Global Targets**

- (a) Substantially reduce global disaster mortality by 2030, aiming to lower average per 100,000 global mortality between 2020-2030 compared to 2005-2015.
- (b) Substantially reduce the number of affected people globally by 2030, aiming to lower the average global figure per 100,000 between 2020-2030 compared to 2005-2015.
- (c) Reduce direct disaster economic loss in relation to global gross domestic product (GDP) by 2030.
- (d) Substantially reduce disaster damage to critical infrastructure and disruption of basic services, among them health and educational facilities, including through developing their resilience by 2030.
- (e) Substantially increase the number of countries with national and local disaster risk reduction strategies by 2020.
- (f) Substantially enhance international cooperation to developing countries through adequate and sustainable support to complement their national actions for implementation of this framework by 2030.



# The 3rd UN World Conference on Disaster Risk Reduction

Leaders of 25 countries, Delegations of 187 countries, 16,000 participants

## Sendai Framework for Disaster Risk Reduction 2015-2030

### Global Targets

- (a) Substantially reduce global disaster **mortality** by 2030, aiming to lower average per 100,000 global mortality between 2020-2030 compared to 2005-2015.
- (b) Substantially reduce the number of **affected people** globally by 2030, aiming to lower the average global figure per 100,000 between 2020-2030 compared to 2005-2015.
- (c) Reduce direct disaster **economic loss** in relation to global gross domestic product (GDP) by 2030.
- (d) Substantially reduce disaster **damage** to critical infrastructure and **disruption** of basic services, among them health and educational facilities, including through developing their **resilience** by 2030.
- (e) Substantially increase the number of countries with national and local disaster risk reduction **strategies** by 2020.
- (f) Substantially enhance **international cooperation** to developing countries through adequate and sustainable support to complement their national actions for implementation of this framework by 2030.



# The 3rd UN World Conference on Disaster Risk Reduction

Leaders of 25 countries, Delegations of 187 countries, 16,000 participants

## Sendai Framework for Disaster Risk Reduction 2015-2030

### Global Targets

- (a) **Substantially** reduce global disaster **mortality** by 2030, aiming to lower average per 100,000 global mortality between 2020-2030 compared to 2005-2015.
- (b) **Substantially** reduce the number of **affected people** globally by 2030, aiming to lower the average global figure per 100,000 between 2020-2030 compared to 2005-2015.
- (c) Reduce direct disaster **economic loss** in relation to global gross domestic product (GDP) by 2030.
- (d) **Substantially** reduce disaster **damage** to critical infrastructure and **disruption** of basic services, among them health and educational facilities, including through developing their **resilience** by 2030.
- (e) **Substantially** increase the number of countries with national and local disaster risk reduction **strategies** by 2020.
- (f) **Substantially** enhance **international cooperation** to developing countries through adequate and sustainable support to complement their national actions for implementation of this framework by 2030.



# SUSTAINABLE DEVELOPMENT GOALS



17 Sustainable Development Goals and 169 targets



**Goal 1. End poverty in all its forms everywhere**

1.5 By 2030, build the resilience of the poor and those in vulnerable situations and reduce their exposure and vulnerability to climate-related extreme events and other economic, social and environmental shocks and disasters

**Goal 2. End hunger, achieve food security and improved nutrition and promote sustainable agriculture**

2.4 By 2030, ensure sustainable food production systems and implement resilient agricultural practices that increase productivity and production, that help maintain ecosystems, that strengthen capacity for adaptation to climate change, extreme weather, drought, flooding and other disasters and that progressively improve land and soil quality

**Goal 11. Make cities and human settlements inclusive, safe, resilient and sustainable**

11.5 By 2030, significantly reduce the number of deaths and the number of people affected and substantially decrease the direct economic losses relative to global gross domestic product caused by disasters, including water-related disasters, with a focus on protecting the poor and people in vulnerable situations

11.b By 2020, substantially increase the number of cities and human settlements adopting and implementing integrated policies and plans towards inclusion, resource efficiency, mitigation and adaptation to climate change, resilience to disasters, and develop and implement, in line with the Sendai Framework for Disaster Risk Reduction 2015-2030, holistic disaster risk management at all levels

**Goal 13. Take urgent action to combat climate change and its impacts\***

13.1 Strengthen resilience and adaptive capacity to climate-related hazards and natural disasters in all countries



### **Goal 1. End poverty in all its forms everywhere**

1.5 By 2030, build the resilience of the poor and those in vulnerable situations and reduce their **exposure and vulnerability** to **climate-related extreme events** and other economic, social and environmental shocks and disasters

### **Goal 2. End hunger, achieve food security and improved nutrition and promote sustainable agriculture**

2.4 By 2030, ensure sustainable food production systems and implement resilient agricultural practices that increase productivity and production, that help maintain ecosystems, that strengthen **capacity for adaptation** to **climate change, extreme weather, drought, flooding and other disasters** and that progressively improve land and soil quality

### **Goal 11. Make cities and human settlements inclusive, safe, resilient and sustainable**

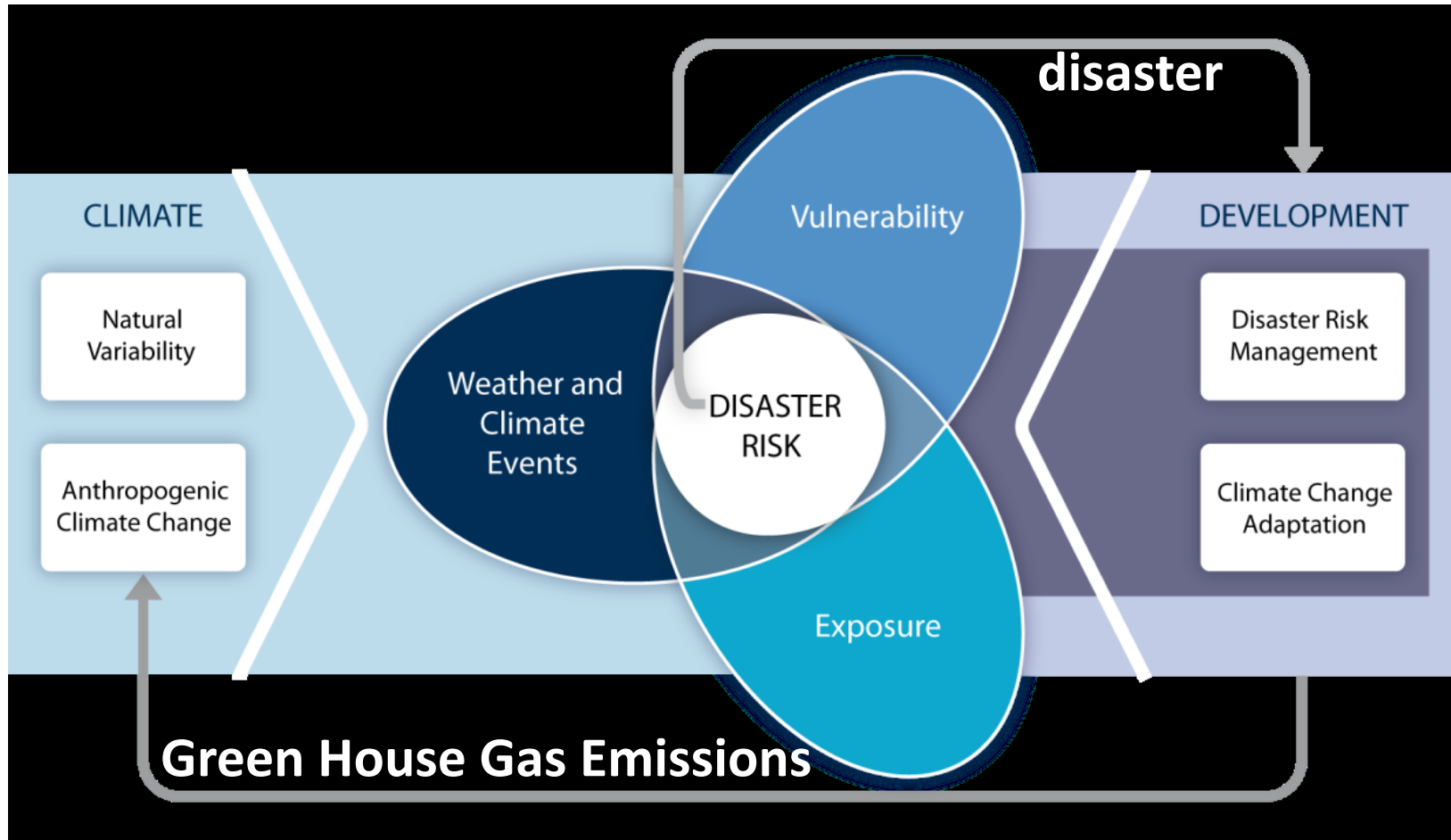
11.5 By 2030, significantly reduce the number of deaths and the number of people affected and substantially decrease the **direct economic losses relative to global gross domestic product** caused by disasters, including **water-related disasters**, with a focus on protecting the poor and people in vulnerable situations

11.b By 2020, substantially increase the number of cities and human settlements adopting and implementing integrated policies and plans towards inclusion, resource efficiency, mitigation and adaptation to climate change, **resilience** to **disasters**, and develop and implement, in line with the Sendai Framework for Disaster Risk Reduction 2015-2030, holistic disaster risk management at all levels

### **Goal 13. Take urgent action to combat climate change and its impacts\***

13.1 Strengthen **resilience and adaptive capacity** to **climate-related hazards and natural disasters** in all countries

# Disaster Risk

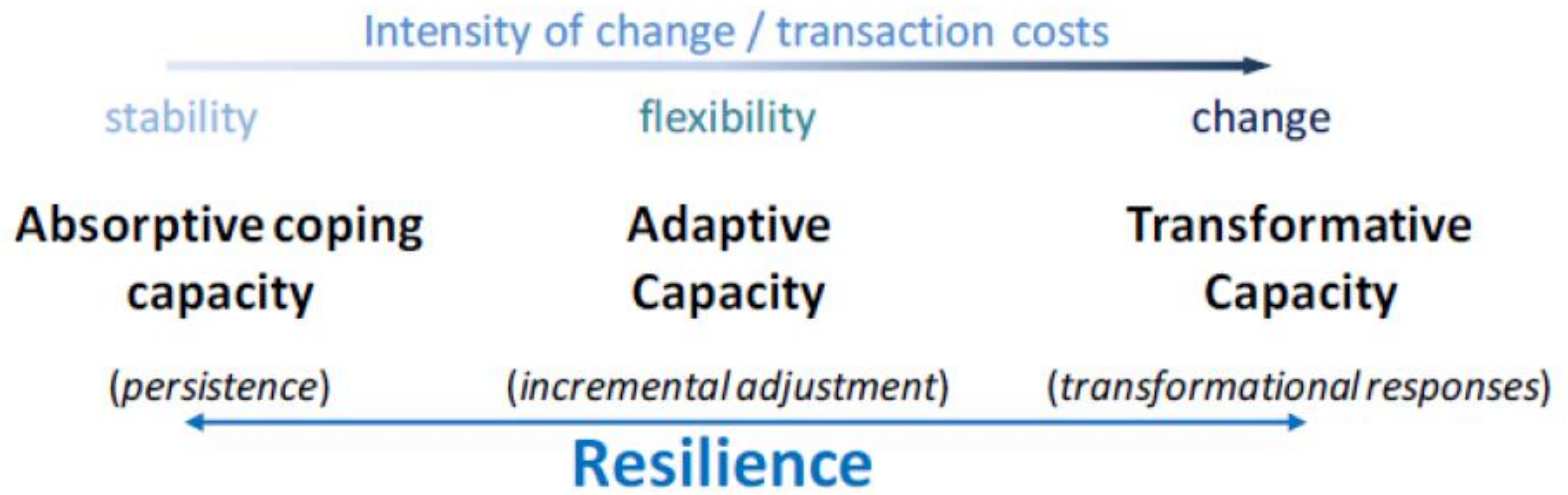




# Disaster Resilience

Transformative process of strengthening the capacity of men, women, communities, institutions, and countries to anticipate, prevent, recover from and transform in the aftermath of shocks, stresses and change. (UNDP)

Resilience is frequently described as a 'system' or a 'system of systems'. A systems approach usually refers to a view of resilience as a self-regulating system or cluster of systems - that are self-correcting through feedback. Such complex adaptive systems that create resilience share synergies, linkages and interactions across spatial and temporal scales (Gall 2013, p.18).

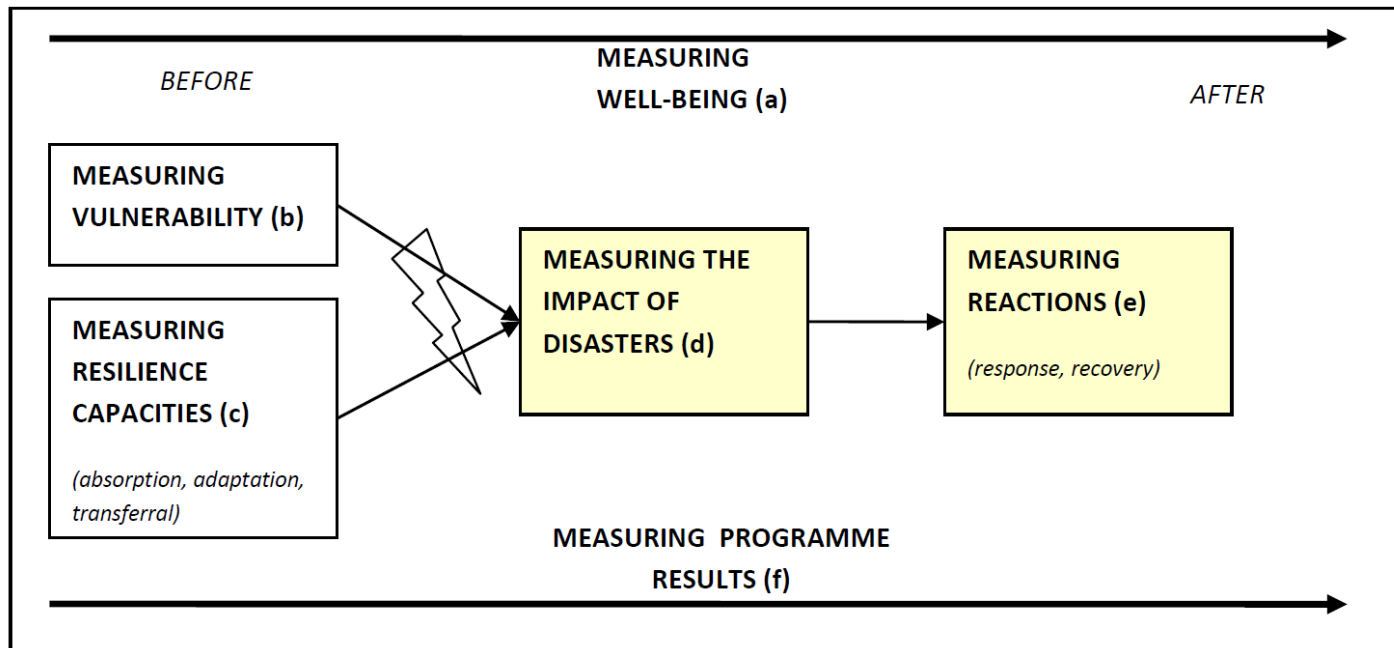


Individuals

Households

Communities

Systems/States



# Phase of Measurement Maturity

## Phase 1

a theoretic framework exists, but no indicators are defined yet

## Phase 2

a theoretic framework exists and at least some potential indicators are suggested to measure disaster resilience

## Phase 3

a clear indicator framework based on a theoretic framework has been defined, but data for the indicators is not collected systematically

## Phase 4

as above, but at least some data for the indicators or data for a limited geographic area has been collected

## Phase 5

as above, but the data collection for the indicators is institutionalized and data is collected regularly

## Phase 6

the measurement has been empirical verified

# Standardized or Tailored ?

## Standard Metrics

general enough to permit comparison of different communities or countries. However, they are not flexible enough to capture local conditions and circumstances.

## Context-Specific Metrics

tailored to countries, communities or groups of households or individuals by using participative processes and including perceptions.

## Blended Approach

a core set of standard indicators and additional, locally tailored measurements



# The 3rd UN World Conference on Disaster Risk Reduction

## Standardized Approach

### Sendai Framework for Disaster Risk Reduction 2015-2030

#### Global Targets

(a) **Substantially** reduce global disaster **mortality** by 2030, aiming to lower average per 100,000 global mortality between 2020-2030 compared to 2005-2015.

(b) **Substantially** reduce the number of **affected people** globally by 2030, aiming to lower the average global figure per 100,000 between 2020-2030 compared to 2005-2015.

#### Number of

1. affected people per 100,000.
2. injured or ill people due to hazardous events
3. people who left their places of residence due to hazardous events
4. evacuated people due to hazardous events
5. relocated people due to hazardous events
6. people whose houses were damaged due to hazardous events
7. people whose houses were destroyed due to hazardous events
8. people who received food relief aid due to hazardous events





# The 3rd UN World Conference on Disaster Risk Reduction

## Standardized Approach

Direct economic loss due to

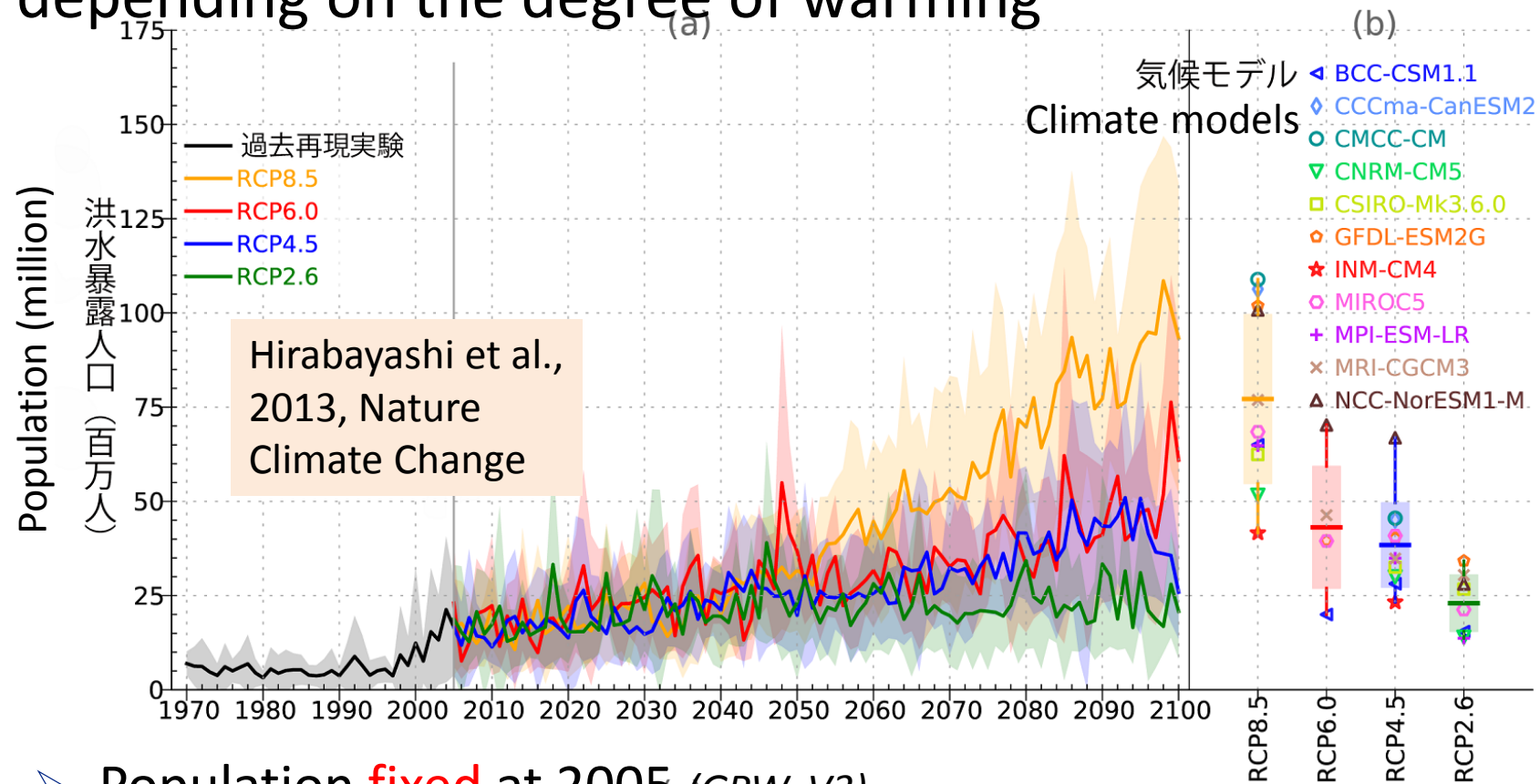
1. hazardous events in relation to global gross domestic product.
2. industrial facilities damaged or destroyed by hazardous events
3. commercial facilities damaged or destroyed by hazardous events
4. houses damaged by hazardous events
5. houses destroyed by hazardous events
6. damage to critical infrastructure caused by hazardous events

(c) Reduce direct disaster **economic loss** in relation to global gross domestic product (GDP) by 2030.

7. Direct agricultural loss due to hazardous events

# Standardized Approach

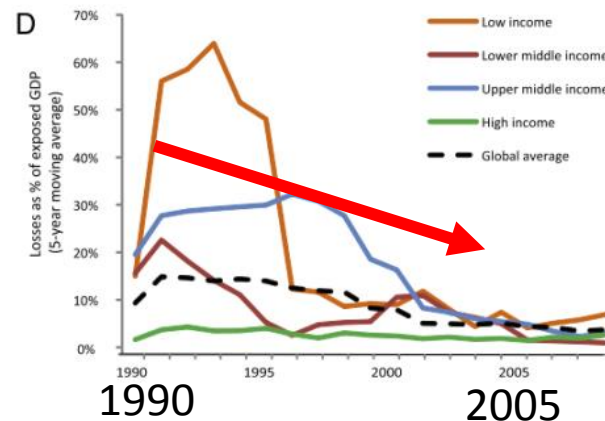
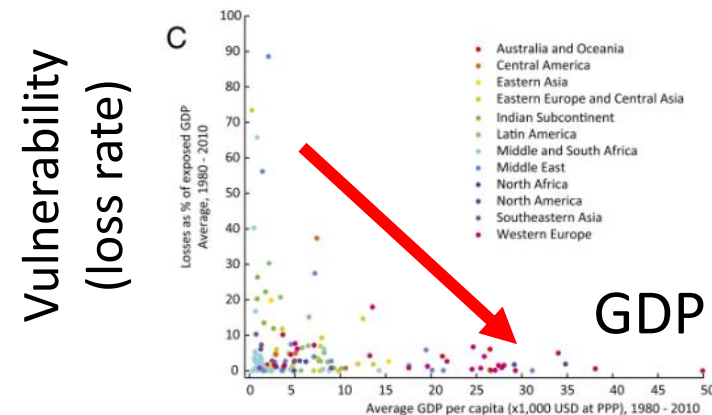
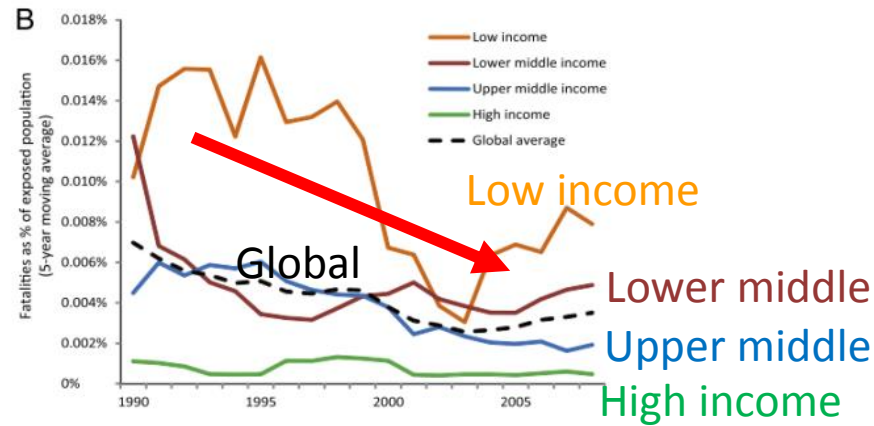
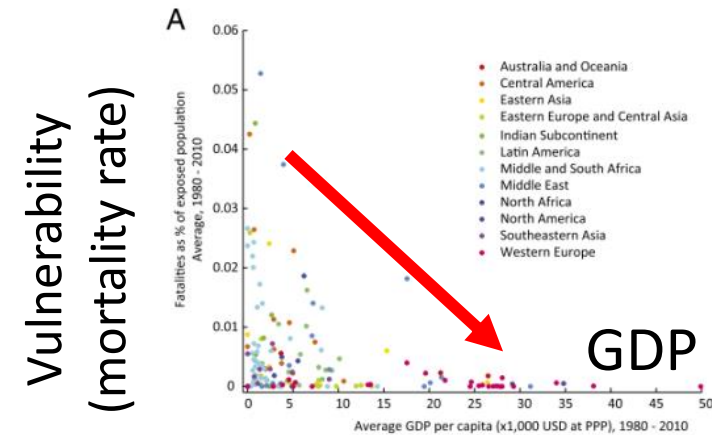
Global flood exposure (>100-yr) will increase depending on the degree of warming



- Population **fixed** at 2005 (*GPW, V3*)
- Shaded region (height of bar) show 1 standard deviation
- **RCP8.5: 14 (5-23) times** more in 21C (2071-2100)  
[20C (1971-2000): ~5 million]
- **RCP2.6: 4 (1-7) times** more in 21C

# Standardized Approach

Globally, at any income level, vulnerability to flooding have been decreasing associated with the rising per-capita income.

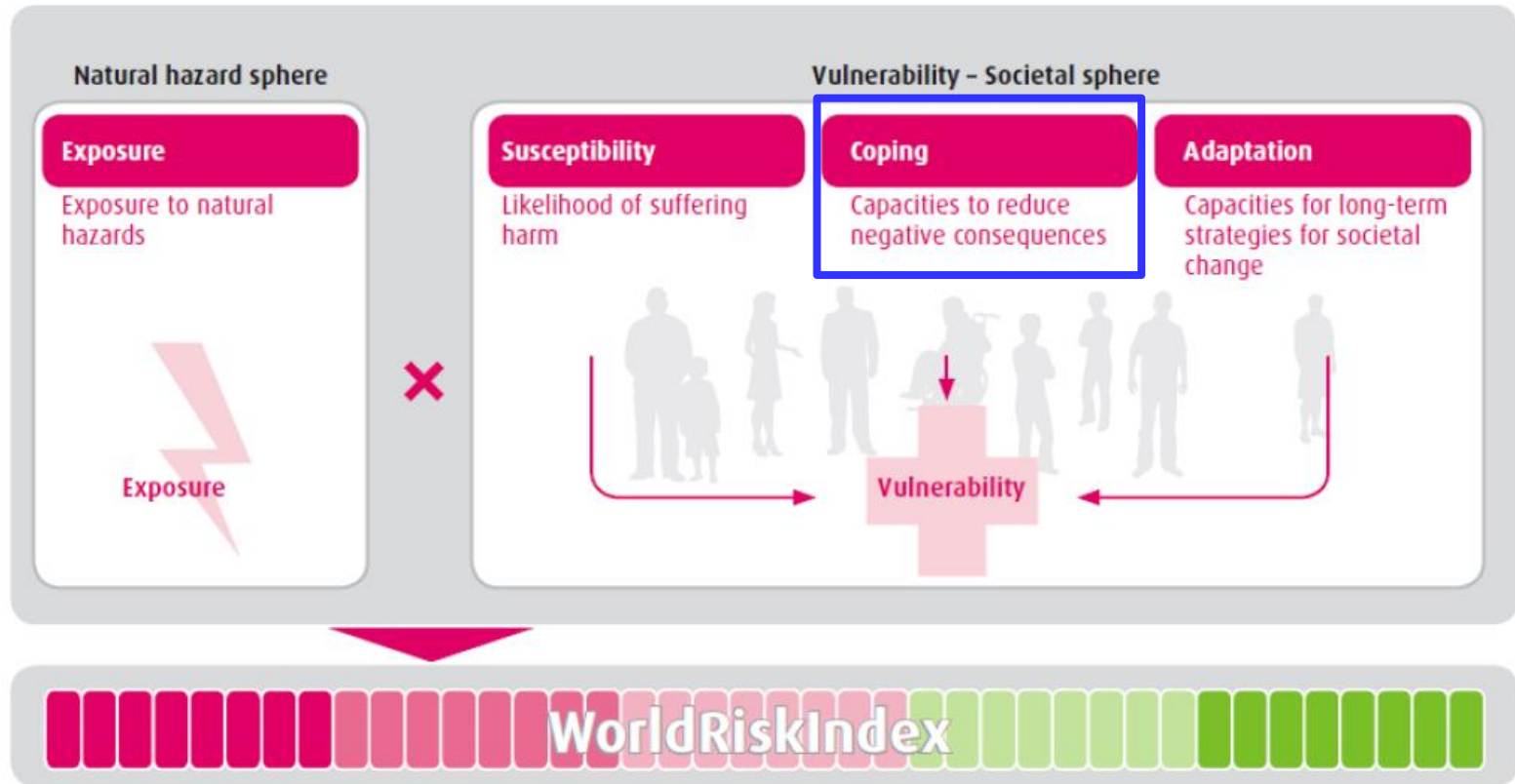


Jongman et al.,  
2015, PNAS

Courtesy: Y. Hirabayashi

# World Risk Index

Environment and Human Security (EHS)  
of the United Nations University (UNU)



## Government and authorities

- A** Corruption Perceptions Index
- B** Good governance (Failed States Index)

## Disaster preparedness and early warning

National disaster risk management policy according to report to the United Nations

## Medical services

- C** Number of physicians per 10,000 inhabitants
- D** Number of hospital beds per 10,000 inhabitants

## Social networks

Neighbors, family and self-help

## Material coverage

- E** Insurances (life insurances excluded)

**28 indicators**  
**173 countries**

**Standardized Approach**

## “Assistance for the Philippines in the development of a flood disaster response plan”

- ICHARM assists Calumpit City in the Philippines in developing a flood disaster response plan.
- The city is damaged by flood every year, but neither damage data nor other relevant data have been archived.

➔ Necessary to collect and archive the basic damage data

**BUT!**

We have to consider “what kind of data” and “how” we should collect!

## Development of Smartphone Application for Self-Inspection for Flood Damage to Buildings

- Homeowners upload building damage
- ↓
- Damage level are easily judged with less work load





## “Study on flood risk to private houses in the Pampanga River basin of the Philippines”

- An on-site interview survey was conducted to the residents.
- No significant relationship was found between inundation depth and damage

→ Residents may not care about flood damage because floods have long been a regular part of their life.

→ Now considering assessing inconveniences in daily life as risk instead of damage in monetary terms.

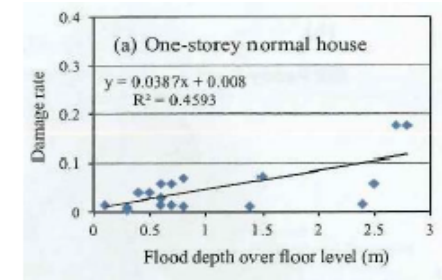


Fig. Relationship of household damage rates with the flood depth (Shrestha et al. 2014)

**Important to understand flood damage from multi-perspectives, based on local needs and conditions.**

10

## “Quantitative assessment of agricultural flood risk in the Pampanga River basin of the Philippines”

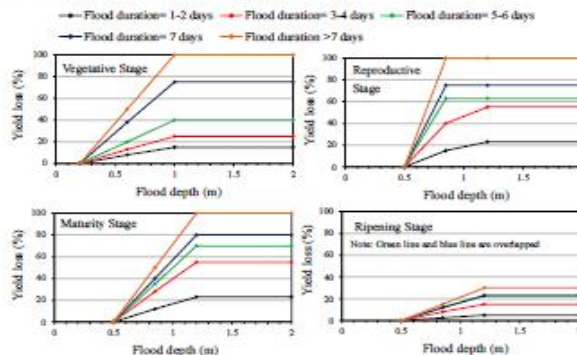


Fig. 1 Developed flood damage curves for rice-crops (Shrestha et al. 2014)

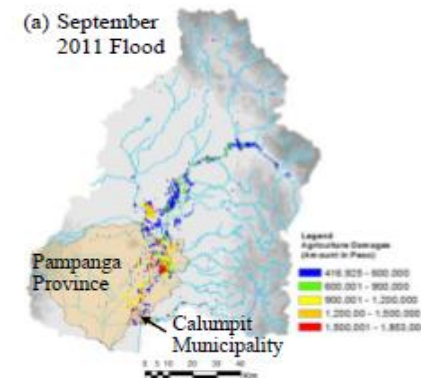


Fig. 2 Calculated agricultural damages for the September 2011 flood, 50- and 100 -years return -period flood cases (500 m x 500 m).



THE UNIVERSITY OF TOKYO

# Thank you for your Attention.

Toshio Koike  
Director, ICHARM  
Professor, The University of Tokyo

